


# 12 AS 2330 TD ZF-AS Tronic (Truck)

Automatic transmission system for heavy trucks



- 12 AS 2330 TD - Basic transmission
- 12 AS 2331 TD - Transmission with Intarder
- 12 AS 2335 TD - Transmission with clutch-dependent PTO

<b>Transmission type</b>	<b>12 AS 2330 TD</b>
<b>Input torque</b>	max. 2300 Nm
<b>Weight*</b> without auxiliaries	≈ 242 kg
<b>Oil capacity</b> for initial filling	≈ 12 dm <sup>3</sup>
<b>Oil grade</b>	as specified in ZF List of Lubricants TE-ML 02
<b>Clutch bell housing SAE 1</b>	integrated
<b>Additional weight for ZF-Intarder</b>	≈ 70 kg
<b>Additional oil quantity for ZF-Intarder</b>	≈ 10 dm <sup>3</sup>

\*without oil fill, clutch and clutch release components

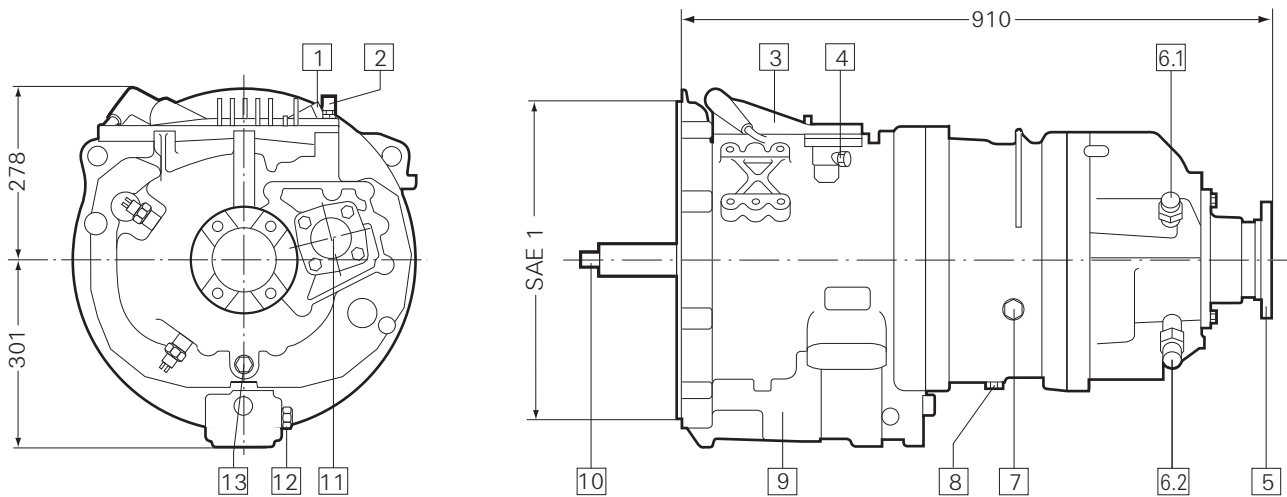
### Standard ratios in gear

1	2	3	4	5	6	7	8	9	10	11	12	R1	R2
15.86	12.33	9.57	7.44	5.87	4.57	3.47	2.70	2.10	1.63	1.29	1.00	14.68	11.41

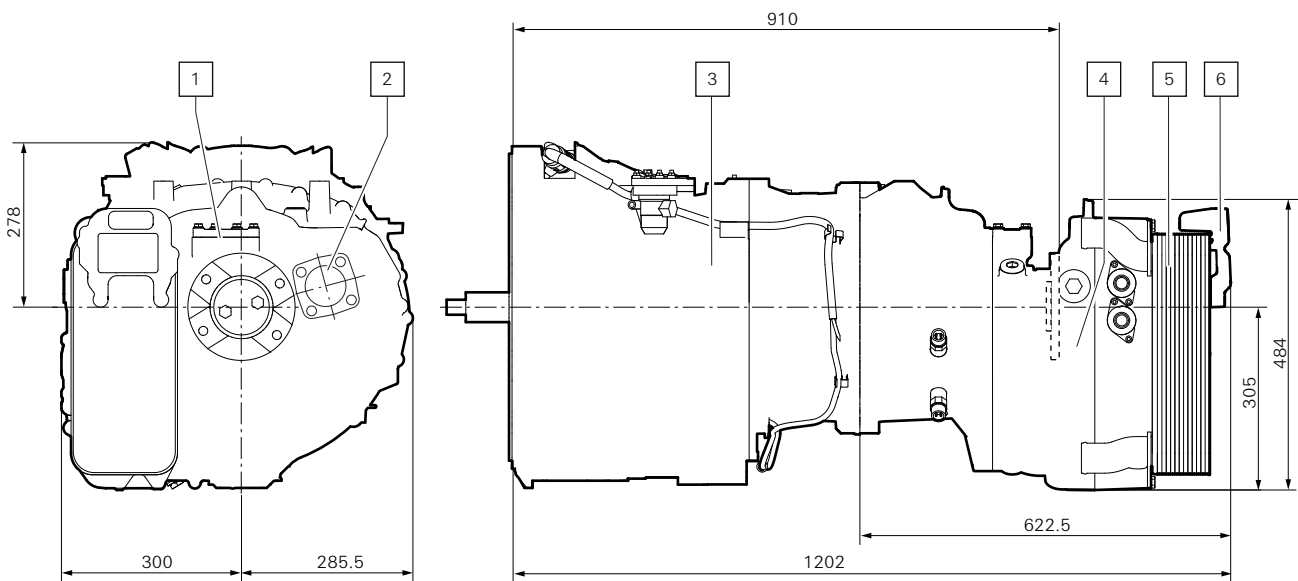
→ see also Data Sheet for Intarder: IT\_AS\_Tronic\_Truck\_EN

# 12 AS 2330 TD

## Installation dimensions



- 1 Electrical connection
- 2 Breather
- 3 Gearshift module
- 4 Compressed air connection
- 5 Output
- 6.1 Speedo sensor, transmission side
- 6.2 Speedo sensor, vehicle side
- 7 Oil fill and oil level check
- 8 Oil drain
- 9 Clutch module
- 10 Input
- 11 Connection point for clutch-dependent PTO
- 12 Compressed air connection
- 13 Oil drain



- 1 Option to fit steering pump drive
- 2 Connection for PTO
- 3 ZF-AS Tronic transmission
- 4 ZF-Intarder unit
- 5 Oil/water heat exchanger